



### District Report Card: 2017


<b>State:</b> Arunachal Pradesh	<b>District:</b> East Siang
<b>Class:</b> 3	<b>Subject:</b> Language
<b>Schools:</b> 55	<b>Students:</b> 815


### Participation/Coverage


#### Students

<div>GENDER</div> <div></div>	Boys		Girls	
	Number	%	Number	%
	412	50.55	403	49.45

<div>AREA</div> <div></div>	Rural		Urban	
	Number	%	Number	%
	618	75.83	197	24.17

<div>CATEGORY</div> <div></div>	SC		ST		OBC		GEN	
	Number	%	Number	%	Number	%	Number	%
	65	7.98	328	40.25	72	8.83	350	42.94

<div>CWSN</div> <div></div>	LD	VI	HI	S&LD	ID	Oth
	3	4	7	10	6	17

<div>Management</div> <div></div>	Government		Government-aided	
	Number	%	Number	%
	788	96.69	27	3.31

### Average Performance of Students in Language (%)

Overall	Gender		Area		Management		Social Group			
	Male	Female	Rural	Urban	Govt.	Aided	SC	ST	OBC	GEN
39.43	39.68	39.17	39.83	38.17	38.86	56.05	41.64	41.77	33.98	37.94

## Performance on Learning Outcomes (LOs)

Learning Outcomes	Description	Average Performance(%)
L304	Reads small texts with comprehension i.e., identifies main ideas, details, sequence and draws conclusions	40.02
L312	Reads printed scripts on the classroom walls: poems, posters, charts etc.	38.23

Range of Performance of Students who Answered Correctly							
Below 30%		30% - 50%		50% - 75%		Above 75%	
Number	%	Number	%	Number	%	Number	%
312	38.28	278	34.11	167	20.49	58	7.12

## Lowest Performing Learning Outcomes (LOs)

1 - Reads printed scripts on the classroom walls: poems, posters, charts etc. (38.23)

2 - Reads small texts with comprehension i.e., identifies main ideas, details, sequence and draws conclusions (40.02)